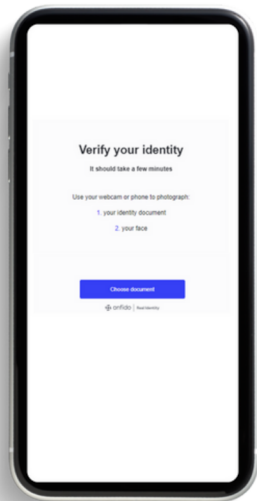


How it works: ID Verification Process

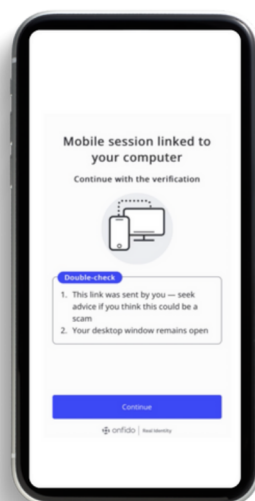


Follow the instructions below to verify your identity with Right Time Health. You can then begin booking on-demand video or telephone consultations with experienced GPs at a time to suit you.

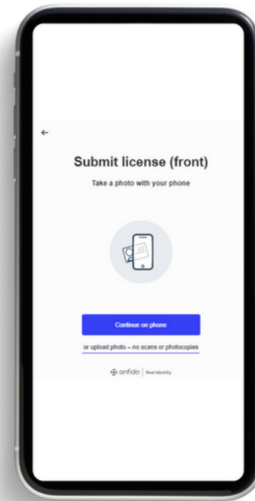
To get started scan the QR code or visit www.righitimehealth.co.uk



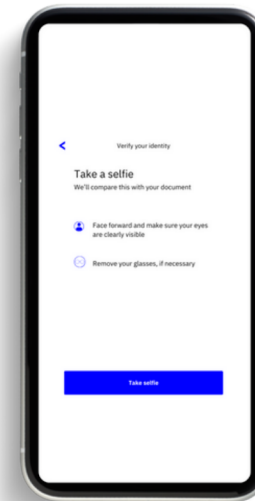
1. You will be prompted to start the process and will need to follow the instructions.



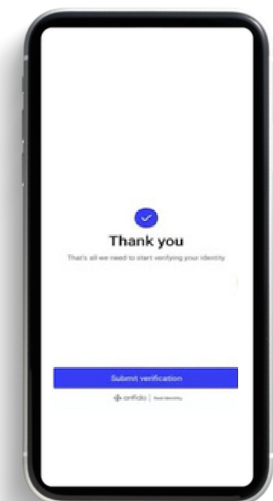
2. Follow the prompts on screen. You will have the option to continue on mobile.



3. Have your ID to hand. We accept various forms of ID, including driving licenses and passports.



4. Once you have uploaded the front and back of your chosen ID, you will then be asked to upload a picture of yourself.



5. Once your documents have been processed, you will receive confirmation, and you can start to book appointments.